



District Report Card: 2017


State: Tripura	District: Dhalai
Class: 8	Subject: Language
Schools: 50	Students: 895


Participation/Coverage


Students

<div>GENDER</div> <div></div>	Boys		Girls	
	Number	%	Number	%
	418	46.70	477	53.30

<div>AREA</div> <div></div>	Rural		Urban	
	Number	%	Number	%
	792	88.49	103	11.51

<div>CATEGORY</div> <div></div>	SC		ST		OBC		GEN	
	Number	%	Number	%	Number	%	Number	%
	181	20.22	502	56.09	161	17.99	51	5.70

<div>CWSN</div> <div></div>	LD	VI	HI	S&LD	ID	Oth
	2	1	1	1	1	15

<div>Management</div> <div></div>	Government		Government-aided	
	Number	%	Number	%
	895	100.00	0	0.00

Average Performance of Students in Language (%)

Overall	Gender		Area		Management		Social Group			
	Male	Female	Rural	Urban	Govt.	Aided	SC	ST	OBC	GEN
49.05	51.32	47.06	49.72	43.88	49.05	0.00	58.16	40.31	61.53	63.40

Performance on Learning Outcomes (LOs)

Learning Outcomes	Description	Average Performance(%)
L813	Read textual/non-textual materials with comprehension and identifies the details, characters, main idea and sequence of ideas and events while reading	49.05

Range of Performance of Students who Answered Correctly							
Below 30%		30% - 50%		50% - 75%		Above 75%	
Number	%	Number	%	Number	%	Number	%
194	21.68	252	28.16	325	36.31	124	13.85

Lowest Performing Learning Outcomes (LOs)

1 - Read textual/non-textual materials with comprehension and identifies the details, characters, main idea and sequence of ideas and events while reading (49.05)